

Boosting

David Rosenberg

New York University

October 29, 2016

Boosting Introduction

Ensembles: Parallel vs Sequential

- Ensemble methods combine multiple models
- **Parallel ensembles:** each model is built independently
 - e.g. bagging and random forests
 - Main Idea: Combine many (high complexity, low bias) models to reduce variance
- **Sequential ensembles:**
 - Models are generated sequentially
 - Try to add new models that do well where previous models lack

The Boosting Question: Weak Learners

- A **weak learner** is a classifier that does slightly better than random.
- Weak learners are like “rules of thumb”:
 - If an email has “Viagra” in it, more likely than not it’s spam.
 - Email from a friend is probably not spam.
 - A linear decision boundary.
- Can we **combine** a set of weak classifiers to form single classifier that makes accurate predictions?
 - Posed by Kearns and Valiant (1988,1989):
- Yes! **Boosting** solves this problem. [Rob Schapire (1990).]

AdaBoost

AdaBoost: Setting

- Consider $\mathcal{Y} = \{-1, 1\}$ (binary classification).
- Suppose we have a **weak learner**:
 - Hypothesis space $\mathcal{F} = \{f : \mathcal{X} \rightarrow \{-1, 1\}\}$.
 - **Note**: not producing a score, but an actual class label.
 - Algorithm for finding $f \in \mathcal{F}$ that's better than random on training data.
- Typical weak learners:
 - **Decision stumps** (tree with a single split)
 - Trees with few terminal nodes
 - Linear decision functions

Weighted Training Set

- Training set $\mathcal{D} = \{(x_1, y_1), \dots, (x_n, y_n)\}$.
- Weights (w_1, \dots, w_n) associated with each example.
- **Weighted empirical risk:**

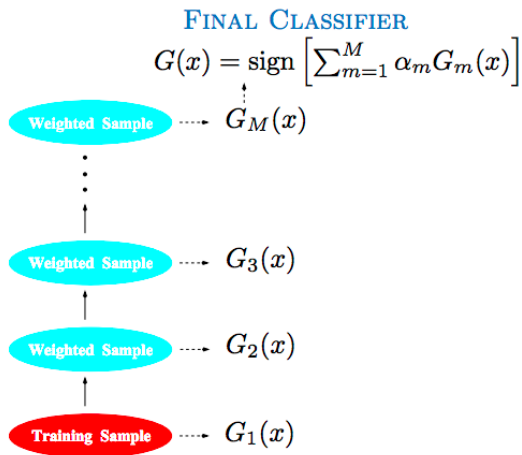
$$\hat{R}_n^w(f) = \frac{1}{W} \sum_{i=1}^n w_i \ell(f(x_i), y_i) \quad \text{where } W = \sum_{i=1}^n w_i$$

- Can train a model to minimize weighted empirical risk.
- What if model cannot conveniently be trained to reweighted data?
- Can sample a new data set from \mathcal{D} with probabilities $(w_1/W, \dots, w_n/W)$.

AdaBoost - Rough Sketch

- Training set $\mathcal{D} = \{(x_1, y_1), \dots, (x_n, y_n)\}$.
- Start with equal weight on all training points $w_1 = \dots = w_n = 1$.
- Repeat for $m = 1, \dots, M$:
 - Fit weak classifier $G_m(x)$ to weighted training points
 - Increase weight on points $G_m(x)$ misclassifies
- So far, we've generated M classifiers: $G_1(x), \dots, G_M(x)$.

AdaBoost: Schematic



From ESL Figure 10.1

AdaBoost - Rough Sketch

- Training set $\mathcal{D} = \{(x_1, y_1), \dots, (x_n, y_n)\}$.
- Start with equal weight on all training points $w_1 = \dots = w_n = 1$.
- Repeat for $m = 1, \dots, M$:
 - Fit weak classifier $G_m(x)$ to weighted training points
 - Increase weight on points $G_m(x)$ misclassifies
- Final prediction $G(x) = \text{sign} \left[\sum_{m=1}^M \alpha_m G_m(x) \right]$.
- The α_m 's are nonnegative,
 - larger when G_m fits its weighted \mathcal{D} well
 - smaller when G_m fits weighted \mathcal{D} less well

Adaboost: Weighted Classification Error

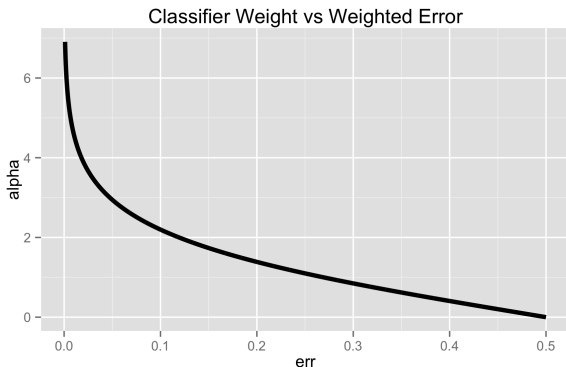
- In round m , weak learner gets a weighted training set.
 - Returns a classifier $G_m(x)$ that roughly minimizes weighted 0–1 error.
- The **weighted 0-1 error** of $G_m(x)$ is

$$\text{err}_m = \frac{1}{W} \sum_{i=1}^n w_i 1(y_i \neq G_m(x_i)) \quad \text{where } W = \sum_{i=1}^n w_i.$$

- Notice: $\text{err}_m \in [0, 1]$.
- We treat the weak learner as a black box.
 - It can use any method it wants to find $G_m(x)$. (e.g. SVM, tree, etc.)
 - BUT, for things to work, we need at least $\text{err}_m < 0.5$.

AdaBoost: Classifier Weights

- The weight of classifier $G_m(x)$ is $\alpha_m = \ln\left(\frac{1-\text{err}_m}{\text{err}_m}\right)$.



- Note that weight $\alpha_m \rightarrow 0$ as weighted error $\text{err}_m \rightarrow 0.5$ (random guessing).

AdaBoost: Example Reweighting

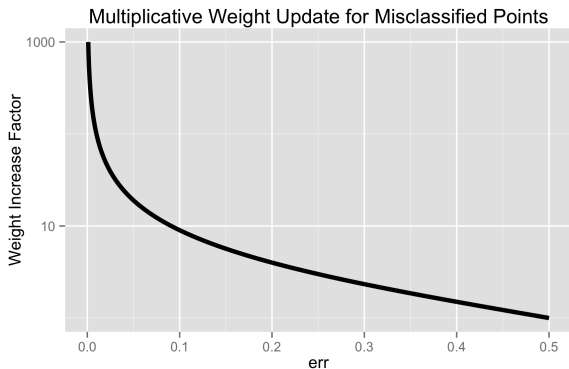
- We train G_m to minimize weighted error, and it achieves err_m .
- Then $\alpha_m = \ln\left(\frac{1-\text{err}_m}{\text{err}_m}\right)$ is the weight of G_m in final ensemble.
- Suppose w_i is weight of example i before training:
 - If G_m classifies x_i correctly, then w_i is unchanged.
 - Otherwise, w_i is increased as

$$\begin{aligned}w_i &\leftarrow w_i e^{\alpha_m} \\ &= w_i \left(\frac{1-\text{err}_m}{\text{err}_m}\right)\end{aligned}$$

- See why this only increases the weight?

Adaboost: Example Reweighting

- Any misclassified point has weight adjusted as $w_i \leftarrow w_i \left(\frac{1 - \text{err}_m}{\text{err}_m} \right)$.



- The smaller err_m , the more we increase weight of misclassified points.

AdaBoost: Algorithm

Given training set $\mathcal{D} = \{(x_1, y_1), \dots, (x_n, y_n)\}$.

- 1 Initialize observation weights $w_i = 1/n$, $i = 1, 2, \dots, n$.
- 2 For $m = 1$ to M :
 - 1 Fit weak classifier $G_m(x)$ to \mathcal{D} using weights w_i .
 - 2 Compute weighted empirical 0-1 risk:

$$\text{err}_m = \frac{1}{W} \sum_{i=1}^n w_i 1(y_i \neq G_m(x_i)) \quad \text{where } W = \sum_{i=1}^n w_i.$$

- 3 Compute $\alpha_m = \ln \left(\frac{1 - \text{err}_m}{\text{err}_m} \right)$.
 - 4 Set $w_i \leftarrow w_i \cdot \exp[\alpha_m 1(y_i \neq G_m(x_i))]$, $i = 1, 2, \dots, N$
- 3 Output $G(x) = \text{sign} \left[\sum_{m=1}^M \alpha_m G_m(x) \right]$.

AdaBoost with Decision Stumps

- After 1 round:

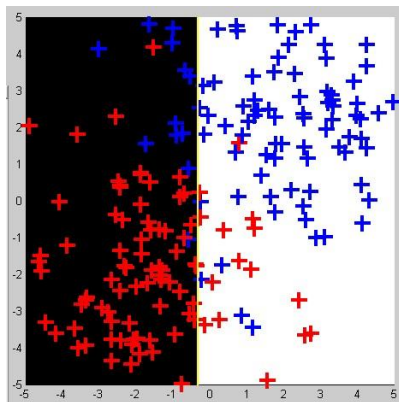


Figure: Plus size represents weight. Blackness represents score for red class.

AdaBoost with Decision Stumps

- After 3 rounds:

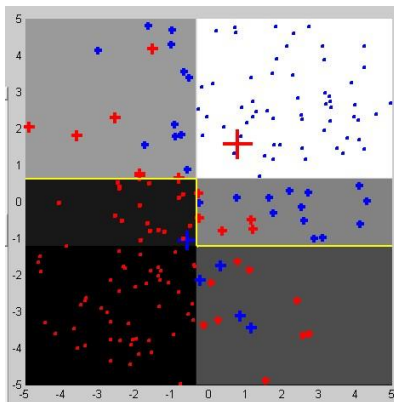


Figure: Plus size represents weight. Blackness represents score for red class.

AdaBoost with Decision Stumps

- After 120 rounds:

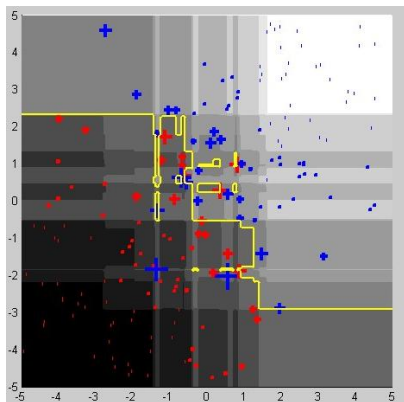


Figure: Plus size represents weight. Blackness represents score for red class.

AdaBoost: Does it actually minimize training error?

- Methods we've seen so far come in two categories:
 - Convex optimization problems (L1/L2 regression, SVM, kernelized versions)
 - No issue minimizing objective function over hypothesis space
 - Trees
 - Can always fit data perfectly with big enough tree
- AdaBoost is something new - at this point, it's just an algorithm.
 - In this sense, it's like the Perceptron algorithm.
- Will $G(x)$ even minimize training error?
- “Yes”, if our weak classifiers have an “**edge**” over random.

AdaBoost: Does it actually minimize training error?

- As a weak classifier, $G_m(x)$ should have $\text{err}_m < \frac{1}{2}$.
- Define the **edge** of classifier $G_m(x)$ at round m to be

$$\gamma_m = \frac{1}{2} - \text{err}_m.$$

- Measures how much better than random G_m performs.

AdaBoost: Does it actually minimize training error?

Theorem

The empirical 0-1 risk of the AdaBoost classifier $G(x)$ is bounded as

$$\frac{1}{n} \sum_{i=1}^n 1(y_i \neq G(x)) \leq \prod_{m=1}^M \sqrt{1 - 4\gamma_m^2}.$$

For more details, see the book *Boosting: Foundations and Algorithms* by Schapire and Freund.

AdaBoost: Does it actually minimize training error?

Example

Suppose $\text{err}_m \leq 0.4$ for all m .

- Then $\gamma_m = .5 - .4 = .1$, and

$$\frac{1}{n} \sum_{i=1}^n 1(y_i \neq G(x)) \leq \prod_{m=1}^M \sqrt{1 - 4(.1)^2} \approx (.98)^M$$

- Bound decreases exponentially:

$$.98^{100} \approx .133$$

$$.98^{200} \approx .018$$

$$.98^{300} \approx .002$$

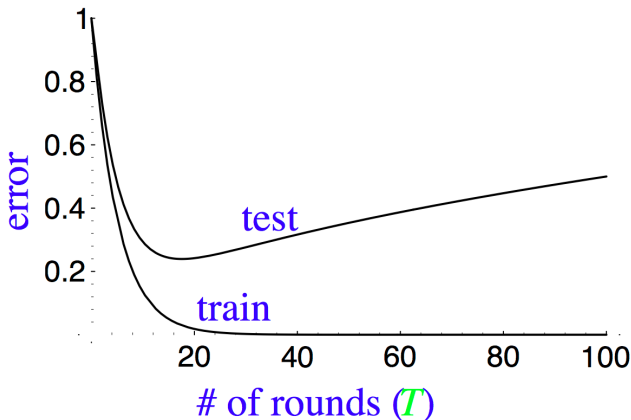
- With a consistent edge, training error decreases very quickly to 0.

For more details, see the book *Boosting: Foundations and Algorithms* by Schapire and Freund.

Test Performance of Boosting

Typical Train / Test Learning Curves

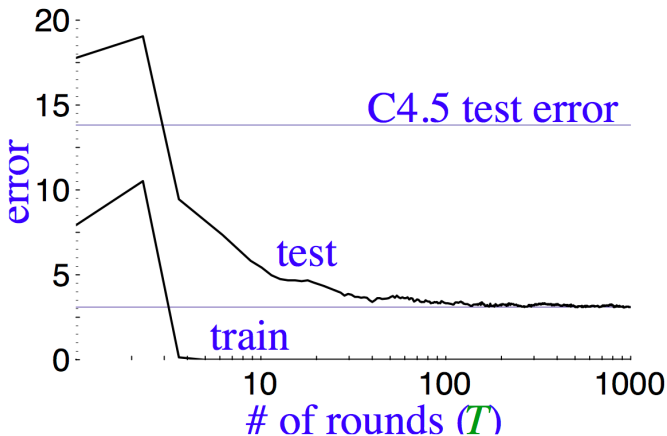
- Might expect too many rounds of boosting to overfit:



From Rob Schapire's NIPS 2007 Boosting tutorial.

Learning Curves for AdaBoost

- In typical performance, AdaBoost is surprisingly resistant to overfitting.
- Test continues to improve even after training error is zero!



From Rob Schapire's NIPS 2007 Boosting tutorial.

Boosting Fits an Additive Model

Adaptive Basis Function Model

- AdaBoost produces a classification score function of the form

$$\sum_{m=1}^M \alpha_m G_m(x)$$

- each G_m is a **weak classifier**
- The G_m 's are like basis functions, but they are learned from the data.
- Let's move beyond classification models...

Adaptive Basis Function Model

- **Base hypothesis space \mathcal{F}**
 - the “weak classifiers” in boosting context
- An **adaptive basis function expansion** over \mathcal{F} is

$$f(x) = \sum_{m=1}^M \nu_m h_m(x),$$

- $h_m \in \mathcal{F}$ chosen in a learning process (“adaptive”)
 - $\nu_m \in \mathbf{R}$ are **expansion coefficients**.
- **Note:** We are taking linear combination of outputs of $h_m(x)$.
 - Functions in $h_m \in \mathcal{F}$ must produce values in \mathbf{R} (or a vector space)

How to fit an adaptive basis function model?

- **Loss function:** $\ell(y, \hat{y})$
- **Base hypothesis space:** \mathcal{F} of **real-valued** functions
- Want to find

$$f(x) = \sum_{m=1}^M \nu_m h_m(x)$$

that **minimizes empirical risk**

$$\frac{1}{n} \sum_{i=1}^n \ell(y_i, f(x_i)).$$

- We'll proceed in stages, adding a new h_m in every stage.

Forward Stagewise Additive Modeling (FSAM)

- Start with $f_0 \equiv 0$.
- After $m-1$ stages, we have

$$f_{m-1} = \sum_{i=1}^{m-1} \nu_i h_i,$$

where $h_1, \dots, h_{m-1} \in \mathcal{F}$.

- Want to find
 - **step direction** $h_m \in \mathcal{F}$ and
 - **step size** $\nu_i > 0$
- So that

$$f_m = f_{m-1} + \nu_i h_m$$

minimizes empirical risk.

Forward Stagewise Additive Modeling

- 1 Initialize $f_0(x) = 0$.
- 2 For $m = 1$ to M :
 - 1 Compute:

$$(\nu_m, h_m) = \arg \min_{\nu \in \mathbb{R}, h \in \mathcal{F}} \sum_{i=1}^n \ell \left(y_i, f_{m-1}(x_i) + \underbrace{\nu h(x_i)}_{\text{new piece}} \right).$$

- 2 Set $f_m = f_{m-1} + \nu_m h$.
- 3 Return: f_M .

Exponential Loss and AdaBoost

- Take loss function to be

$$\ell(y, f(x)) = \exp(-yf(x)).$$

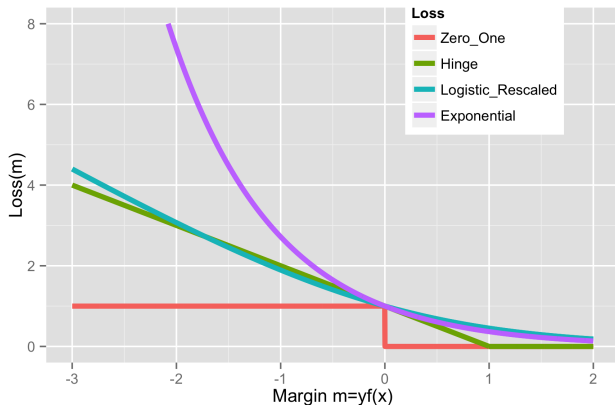
- Let $\mathcal{F} = \{b(x; \gamma) \mid \gamma \in \Gamma\}$ be a hypothesis space of weak classifiers.
- Then Forward Stagewise Additive Modeling (FSAM) reduces to AdaBoost! (See HTF Section 10.4 for proof.)
- Only difference:
 - AdaBoost is loose about each G_m “fitting the weighted training data”
 - Just needs to “have an edge” over random classification
 - For FSAM we’re explicitly looking for

$$G_m = \arg \min_{G \in \mathcal{F}} \sum_{i=1}^N w_i^{(m)} \mathbf{1}(y_i \neq G(x_i))$$

Robustness and AdaBoost

Exponential Loss

- Note that exponential loss puts a very large weight on bad misclassifications.



AdaBoost / Exponential Loss: Robustness Issues

- When Bayes error rate is high (e.g. $\mathbb{P}(f^*(X) \neq Y) = 0.25$)
 - Training examples with same input, but different classifications.
 - Best we can do is predict the most likely class for each X .
- Some training predictions **should be wrong** (because example doesn't have majority class)
 - AdaBoost / exponential loss puts a lot of focus on getting those right
- Empirically, AdaBoost has degraded performance in situations with
 - high Bayes error rate, or when there's
 - high “**label noise**”
- Logistic loss performs better in settings with high Bayes error

Population Minimizer

Population Minimizers

- In traditional statistics, the **population** refers to
 - the full population of a group, rather than a sample.
- In machine learning, the **population case** is the hypothetical case of
 - an infinite training sample from $P_{\mathcal{X} \times \mathcal{Y}}$.
- A **population minimizer** for a loss function is another name for the risk minimizer.
- For the exponential loss $\ell(m) = e^{-m}$, the population minimizer is given by

$$f^*(x) = \frac{1}{2} \ln \frac{\mathbb{P}(Y = 1 | X = x)}{\mathbb{P}(Y = -1 | X = x)}$$

- (Short proof in KPM 16.4.1)
- By solving for $\mathbb{P}(Y = 1 | X = x)$, we can give probabilistic predictions from AdaBoost as well.

Population Minimizers

- AdaBoost has the robustness issue because of the exponential loss.
- Logistic loss $\ell(m) = \ln(1 + e^{-m})$ has the same population minimizer.
 - But works better with high label noise or high Bayes error rate
- Population minimizer of SVM hinge loss is

$$f^*(x) = \text{sign} \left[\mathbb{P}(Y = 1 | X = x) - \frac{1}{2} \right].$$

- Because of the sign, we cannot solve for the probabilities.