

Features

David Rosenberg¹

New York University

July 26, 2017

¹Thanks to Percy Liang for much of the content.

Feature Extraction

The Input Space \mathcal{X}

- Our general learning theory setup: no assumptions about \mathcal{X}
- But $\mathcal{X} = \mathbf{R}^d$ for the specific methods we've developed:
 - Ridge regression
 - Lasso regression
 - Linear SVM

The Input Space \mathcal{X}

- Often want to use inputs not natively in \mathbf{R}^d :
 - Text documents
 - Image files
 - Sound recordings
 - DNA sequences
- But everything in a computer is a sequence of numbers?
 - The i th entry of each sequence should have the same “meaning”
 - All the sequences should have the same length

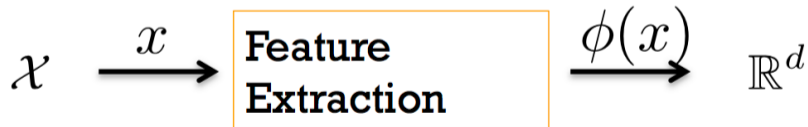
Feature Extraction

Definition

Mapping an input from \mathcal{X} to a vector in \mathbb{R}^d is called **feature extraction** or **featurization**.

Raw Input

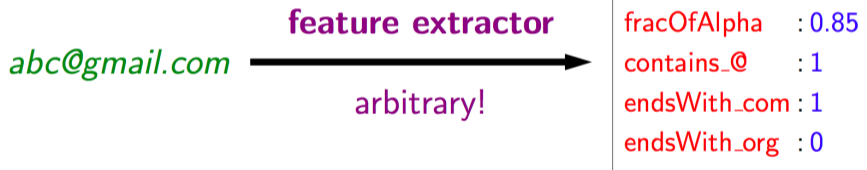
Feature Vector



Feature Templates

Example: Detecting Email Addresses

- Task: Predict whether a string is an email address
- Could use domain knowledge and write down:



- But this was ad-hoc, and maybe we missed something.
- Could be more systematic?

From Percy Liang's "Lecture 3" slides from Stanford's CS221, Autumn 2014.

Feature Templates

Definition (informal)

A **feature template** is a group of features all computed in a similar way.

- Input: *abc@gmail.com*

Feature Templates

- Length greater than ____
- Last three characters equal ____
- Contains character ____

Based on Percy Liang's "Lecture 3" slides from Stanford's CS221, Autumn 2014.

Feature Template: Last Three Characters Equal ___

- Don't think about which 3-letter suffixes are meaningful...
- Just **include them all**.

abc@gmail.com



```

endsWith_aaa : 0
endsWith_aab : 0
endsWith_aac : 0
...
endsWith_com : 1
...
endsWith_zzz : 0
  
```

- With regularization, our methods will not be overwhelmed.

From Percy Liang's "Lecture 3" slides from Stanford's CS221, Autumn 2014.

Feature Template: One-Hot Encoding

Definition

A **one-hot encoding** is a set of features (e.g. a feature template) that always has exactly one non-zero value.

abc@gmail.com



```
endsWith.a : 0  
endsWith.b : 0  
endsWith.c : 0  
endsWith.d : 0  
endsWith.e : 0  
endsWith.f : 0  
endsWith.g : 0  
endsWith.h : 0  
endsWith.i : 0  
endsWith.j : 0  
endsWith.k : 0  
endsWith.l : 0  
endsWith.m : 1  
endsWith.n : 0  
endsWith.o : 0  
endsWith.p : 0  
endsWith.q : 0  
endsWith.r : 0  
endsWith.s : 0  
endsWith.t : 0  
endsWith.u : 0  
endsWith.v : 0  
endsWith.w : 0  
endsWith.x : 0  
endsWith.y : 0  
endsWith.z : 0
```

From Percy Liang's "Lecture 3" slides from Stanford's CS221, Autumn 2014.

Feature Vector Representations

```
fracOfAlpha : 0.85  
contains_a   : 0  
...  
contains_@   : 1  
...
```

Array representation (good for dense features):

```
[0.85, 0, 0, 0, 0, 0, 0, 0, 1, 0, 0, 0, 0, 0]
```

Map representation (good for sparse features):

```
{"fracOfAlpha": 0.85, "contains_@": 1}
```

Feature Vector Representations

- Arrays
 - assumed fixed ordering of the features
 - appropriate when significant number of nonzero elements (“**dense feature vectors**”)
 - very efficient in space and speed (and you can take advantage of GPUs)
- Map (a “dict” in Python)
 - best for **sparse feature vectors** (i.e. few nonzero features)
 - features not in the map have default value of zero
 - Python code for “ends with last 3 characters”:

```
{"endsWith "+x[-3:]: 1}.
```
 - Has overhead compared to arrays, so much slower for dense features

From Percy Liang's "Lecture 3" slides from Stanford's CS221, Autumn 2014.

Handling with Nonlinearity with Linear Methods

Example Task: Predicting Health

- General Philosophy: Extract every feature that might be relevant
- Features for medical diagnosis
 - height
 - weight
 - body temperature
 - blood pressure
 - etc...

From Percy Liang's "Lecture 3" slides from Stanford's CS221, Autumn 2014.

Feature Issues for Linear Predictors

- For linear predictors, it's important **how** features are added
- Three types of nonlinearities can cause problems:
 - ① Non-monotonicity
 - ② Saturation
 - ③ Interactions between features

From Percy Liang's "Lecture 3" slides from Stanford's CS221, Autumn 2014.

Non-monotonicity: The Issue

- Feature Map: $\phi(x) = [1, \text{temperature}(x)]$
- Action: Predict health score $y \in \mathbf{R}$ (positive is good)
- Hypothesis Space $\mathcal{F} = \{\text{affine functions of temperature}\}$
- Issue:
 - Health is not an affine function of temperature.
 - Affine function can either say
 - Very high is bad and very low is good, or
 - Very low is bad and very high is good,
 - But here, both extremes are bad.

From Percy Liang's "Lecture 3" slides from Stanford's CS221, Autumn 2014.

Non-monotonicity: Solution 1

- Transform the input:

$$\phi(x) = \left[1, \{\text{temperature}(x) - 37\}^2 \right],$$

where 37 is “normal” temperature in Celsius.

- Ok, but requires manually-specified domain knowledge
 - Do we really need that?

Non-monotonicity: Solution 2

- Think less, put in more:

$$\phi(x) = \left[1, \text{temperature}(x), \{\text{temperature}(x)\}^2 \right].$$

- **More expressive** than Solution 1.

General Rule

Features should be simple building blocks that can be pieced together.

Saturation: The Issue

- Setting: Find products relevant to user's query
- Input: Product x
- Action: Score the relevance of x to user's query
- Feature Map:

$$\phi(x) = [1, N(x)],$$

where $N(x)$ = number of people who bought x .

- We expect a monotonic relationship between $N(x)$ and relevance, but...

Saturation: The Issue

Is relevance linear in $N(x)$?

- Relevance score reflects confidence in relevance prediction.
- Are we 10 times more confident if $N(x) = 1000$ vs $N(x) = 100$?
- Bigger is better... but not that much better.

From Percy Liang's "Lecture 3" slides from Stanford's CS221, Autumn 2014.

Saturation: Solve with nonlinear transform

- Smooth nonlinear transformation:

$$\phi(x) = [1, \log\{1 + N(x)\}]$$

- $\log(\cdot)$ good for values with large dynamic ranges
- *Does it matter what base we use in the log?*

From Percy Liang's "Lecture 3" slides from Stanford's CS221, Autumn 2014.

Saturation: Solve by discretization

- Discretization (a discontinuous transformation):

$$\phi(x) = (1(0 \leq N(x) < 10), 1(10 \leq N(x) < 100), \dots)$$

- Small buckets allow quite flexible relationship

Interactions: The Issue

- Input: Patient information x
- Action: Health score $y \in \mathbf{R}$ (higher is better)
- Feature Map

$$\phi(x) = [\text{height}(x), \text{weight}(x)]$$

- Issue: It's the weight **relative** to the height that's important.
- Impossible to get with these features and a linear classifier.
- Need some **interaction** between height and weight.

From Percy Liang's "Lecture 3" slides from Stanford's CS221, Autumn 2014.

Interactions: Approach 1

- Google “ideal weight from height”
- J. D. Robinson’s “ideal weight” formula (for a male):

$$\text{weight}(\text{kg}) = 52 + 1.9 [\text{height}(\text{in}) - 60]$$

- Make score square deviation between height(h) and ideal weight(w)

$$f(x) = (52 + 1.9 [h(x) - 60] - w(x))^2$$

- WolframAlpha for complicated Mathematics:

$$f(x) = 3.61h(x)^2 - 3.8h(x)w(x) - 235.6h(x) + w(x)^2 + 124w(x) + 3844$$

From Percy Liang's "Lecture 3" slides from Stanford's CS221, Autumn 2014.

Interactions: Approach 2

- Just include all second order features:

$$\phi(x) = \left[1, h(x), w(x), h(x)^2, w(x)^2, \underbrace{h(x)w(x)}_{\text{cross term}} \right]$$

- More flexible, no Google, no WolframAlpha.

General Principle

Simpler building blocks replace a single “smart” feature.

Predicate Features and Interaction Terms

Definition

A **predicate** on the input space \mathcal{X} is a function $P : \mathcal{X} \rightarrow \{\text{True}, \text{False}\}$.

- Many features take this form:
 - $x \mapsto s(x) = 1$ (subject is sleeping)
 - $x \mapsto d(x) = 1$ (subject is driving)
- For predicates, interaction terms correspond to **AND** conjunctions:
 - $x \mapsto s(x)d(x) = 1$ (subject is sleeping AND subject is driving)

So What's Linear?

- Non-linear feature map $\phi : \mathcal{X} \rightarrow \mathbf{R}^d$
- Hypothesis space:

$$\mathcal{F} = \{f(x) = w^T \phi(x) \mid w \in \mathbf{R}^d\}.$$

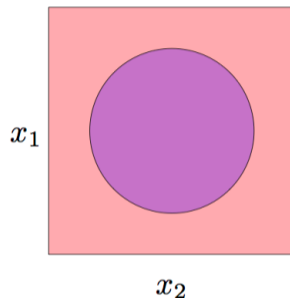
- Linear in w ? Yes.
- Linear in $\phi(x)$? Yes.
- Linear in x ? No.
 - Linearity not even defined unless \mathcal{X} is a vector space

Key Idea: Non-Linearity

- Nonlinear $f(x)$ is important for **expressivity**.
- $f(x)$ linear in w and $\phi(x)$: makes finding $f^*(x)$ much easier

From Percy Liang's "Lecture 3" slides from Stanford's CS221, Autumn 2014.

Geometric Example: Two class problem, nonlinear boundary



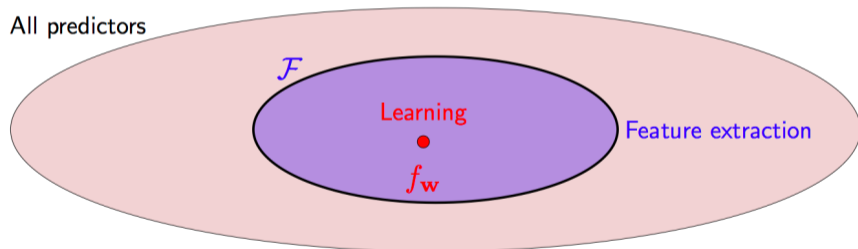
- With linear feature map $\phi(x) = (x_1, x_2)$ and linear models, no hope
- With appropriate nonlinearity $\phi(x) = (x_1, x_2, x_1^2 + x_2^2)$, piece of cake.
- Video: <http://youtu.be/31iCbRZPrZA>

From Percy Liang's "Lecture 3" slides from Stanford's CS221, Autumn 2014.

Expressivity of Hypothesis Space

- Consider a linear hypothesis space with a feature map $\phi : \mathcal{X} \rightarrow \mathbf{R}^d$:

$$\mathcal{F} = \{f(x) = w^T \phi(x)\}$$



Question: does \mathcal{F} contain a good predictor?