

Gaussian Mixture Models

David S. Rosenberg

Bloomberg ML EDU

December 15, 2017

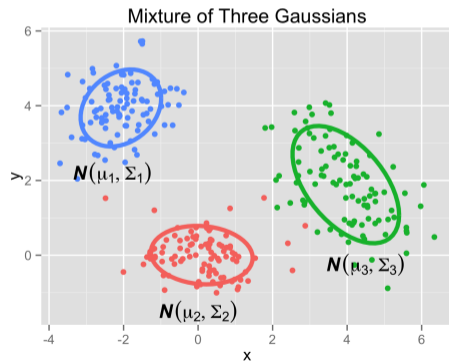
Gaussian Mixture Models

Probabilistic Model for Clustering

- Let's consider a **generative model** for the data.
- Suppose
 - ① There are k clusters.
 - ② We have a probability density for each cluster.
- Generate a point as follows
 - ① Choose a random cluster $z \in \{1, 2, \dots, k\}$.
 - ② Choose a point from the distribution for cluster z .

Gaussian Mixture Model ($k = 3$)

- 1 Choose $z \in \{1, 2, 3\}$ with $p(1) = p(2) = p(3) = \frac{1}{3}$.
- 2 Choose $x | z \sim \mathcal{N}(X | \mu_z, \Sigma_z)$.

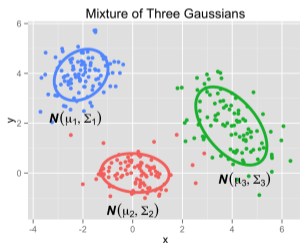


Gaussian Mixture Model Parameters (k Components)

Cluster probabilities: $\pi = (\pi_1, \dots, \pi_k)$

Cluster means: $\mu = (\mu_1, \dots, \mu_k)$

Cluster covariance matrices: $\Sigma = (\Sigma_1, \dots, \Sigma_k)$



For now, **suppose all these parameters are known.**
We'll discuss how to **learn** or **estimate** them later.

Gaussian Mixture Model: Joint Distribution

- Factorize the joint density:

$$\begin{aligned} p(x, z) &= p(z)p(x | z) \\ &= \pi_z \mathcal{N}(x | \mu_z, \Sigma_z) \end{aligned}$$

- π_z is probability of choosing cluster z .
 - $x | z$ has distribution $\mathcal{N}(\mu_z, \Sigma_z)$.
 - z corresponding to x is the true cluster assignment.
- Suppose we know the model parameters π_z, μ_z, Σ_z .
- Then we can easily evaluate the joint density $p(x, z)$.

Latent Variable Model

- We observe x .
- We don't observe z (the cluster assignment).
- Cluster assignment z is called a **hidden variable** or **latent variable**.

Definition

A **latent variable model** is a probability model for which certain variables are never observed.

e.g. The Gaussian mixture model is a latent variable model.

The GMM “Inference” Problem

- We observe x . We want to know its cluster assignment z .
- The conditional probability for cluster z given x is

$$p(z | x) = p(x, z) / p(x)$$

- The conditional distribution is a **soft assignment** to clusters.
- A **hard assignment** is

$$z^* = \arg \max_{z \in \{1, \dots, k\}} p(z | x).$$

- So if we have the model, clustering is trivial.

Mixture Models

- The **marginal distribution** for a single observation x is

$$\begin{aligned} p(x) &= \sum_{z=1}^k p(x, z) \\ &= \sum_{z=1}^k \pi_z \mathcal{N}(x \mid \mu_z, \Sigma_z) \end{aligned}$$

- Note that $p(x)$ is a convex combination of probability densities.
- This is a common form for a probability model...

Mixture Distributions (or Mixture Models)

Definition

A probability density $p(x)$ represents a **mixture distribution** or **mixture model**, if we can write it as a **convex combination** of probability densities. That is,

$$p(x) = \sum_{i=1}^k w_i p_i(x),$$

where $w_i \geq 0$, $\sum_{i=1}^k w_i = 1$, and each p_i is a probability density.

- In our Gaussian mixture model, x has a **mixture distribution**.
- More constructively, let S be a set of probability distributions:
 - 1 Choose a distribution randomly from S .
 - 2 Sample x from the chosen distribution.
- Then x has a mixture distribution.

Learning in Gaussian Mixture Models

The GMM “Learning” Problem

- Given data x_1, \dots, x_n drawn from a GMM,
- Estimate the parameters:

Cluster probabilities: $\pi = (\pi_1, \dots, \pi_k)$

Cluster means: $\mu = (\mu_1, \dots, \mu_k)$

Cluster covariance matrices: $\Sigma = (\Sigma_1, \dots, \Sigma_k)$

- Once we have the parameters, we're done.
- Just do “inference” to get cluster assignments.

Estimating/Learning the Gaussian Mixture Model

- One approach to learning is **maximum likelihood**
 - find parameter values with **highest likelihood** for the **observed data**.
- The model likelihood for $\mathcal{D} = (x_1, \dots, x_n)$ sampled iid from a GMM is

$$\begin{aligned}L(\pi, \mu, \Sigma) &= \prod_{i=1}^n p(x_i) \\ &= \prod_{i=1}^n \sum_{z=1}^k \pi_z \mathcal{N}(x_i | \mu_z, \Sigma_z).\end{aligned}$$

- As usual, we'll take our objective function to be the log of this:

$$J(\pi, \mu, \Sigma) = \sum_{i=1}^n \log \left\{ \sum_{z=1}^k \pi_z \mathcal{N}(x_i | \mu_z, \Sigma_z) \right\}$$

Review: Estimating a Gaussian Distribution

- Recall that the density for $x \sim \mathcal{N}(\mu, \Sigma)$ is

$$p(x | \mu, \Sigma) = \frac{1}{\sqrt{|2\pi\Sigma|}} \exp\left(-\frac{1}{2}(x - \mu)^T \Sigma^{-1}(x - \mu)\right)$$

- And the log-density is

$$\log p(x | \mu, \Sigma) = -\frac{1}{2} \log |2\pi\Sigma| - \frac{1}{2}(x - \mu)^T \Sigma^{-1}(x - \mu)$$

- To estimate μ and Σ from a sample x_1, \dots, x_n i.i.d. $\mathcal{N}(\mu, \Sigma)$, we'll maximize the log joint density:

$$\sum_{i=1}^n \log p(x_i | \mu, \Sigma) = -\frac{n}{2} \log |2\pi\Sigma| - \frac{1}{2} \sum_{i=1}^n (x_i - \mu)^T \Sigma^{-1}(x_i - \mu)$$

Review: Estimating a Gaussian Distribution

- To estimate μ and Σ from a sample x_1, \dots, x_n i.i.d. $\mathcal{N}(\mu, \Sigma)$, we'll maximize the log joint density:

$$J(\mu, \Sigma) = \sum_{i=1}^n \log p(x_i | \mu, \Sigma) = -\frac{n}{2} \log |2\pi\Sigma| - \frac{1}{2} \sum_{i=1}^n (x_i - \mu)^T \Sigma^{-1} (x_i - \mu)$$

- This is a solid exercise in vector and matrix differentiation. Find $\hat{\mu}$ and $\hat{\Sigma}$ satisfying

$$\nabla_{\mu} J(\mu, \Sigma) = 0 \quad \nabla_{\Sigma} J(\mu, \Sigma) = 0$$

- We get a closed form solution:

$$\hat{\mu}_{\text{MLE}} = \frac{1}{n} \sum_{i=1}^n x_i$$
$$\hat{\Sigma}_{\text{MLE}} = \frac{1}{n} \sum_{i=1}^n (x_i - \hat{\mu}_{\text{MLE}})^T (x_i - \hat{\mu}_{\text{MLE}})$$

Properties of the GMM Log-Likelihood

- GMM log-likelihood:

$$J(\pi, \mu, \Sigma) = \sum_{i=1}^n \log \left\{ \sum_{z=1}^k \frac{\pi_z}{\sqrt{|2\pi\Sigma_z|}} \exp \left(-\frac{1}{2} (x - \mu_z)^T \Sigma^{-1} (x - \mu_z) \right) \right\}$$

- Let's compare to the log-likelihood for a single Gaussian:

$$J(\mu, \Sigma) = -\frac{n}{2} \log |2\pi\Sigma| - \frac{1}{2} \sum_{i=1}^n (x_i - \mu)^T \Sigma^{-1} (x_i - \mu)$$

- For a single Gaussian, the log cancels the exp in the Gaussian density.
 - \implies Things simplify a lot.
- For the GMM, the sum inside the log prevents this cancellation.
 - \implies Expression more complicated. No closed form expression for MLE.

Issues with MLE for GMM

Identifiability Issues for GMM

- Suppose we have found parameters

$$\text{Cluster probabilities: } \pi = (\pi_1, \dots, \pi_k)$$

$$\text{Cluster means: } \mu = (\mu_1, \dots, \mu_k)$$

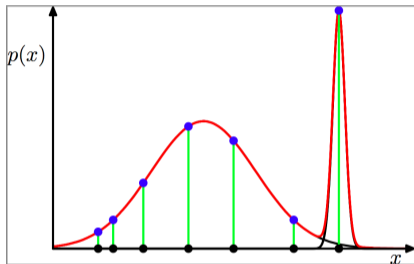
$$\text{Cluster covariance matrices: } \Sigma = (\Sigma_1, \dots, \Sigma_k)$$

that are at a local minimum.

- What happens if we shuffle the clusters? e.g. Switch the labels for clusters 1 and 2.
- We'll get the same likelihood. How many such equivalent settings are there?
- Assuming all clusters are distinct, there are $k!$ equivalent solutions.
- Not a problem *per se*, but something to be aware of.

Singularities for GMM

- Consider the following GMM for 7 data points:



- Let σ^2 be the variance of the skinny component.
- What happens to the likelihood as $\sigma^2 \rightarrow 0$?
- In practice, we end up in local minima that do not have this problem.
 - Or keep restarting optimization until we do.
- Bayesian approach or regularization will also solve the problem.

From Bishop's *Pattern recognition and machine learning*, Figure 9.7.

- What about running gradient descent or SGD on

$$J(\pi, \mu, \Sigma) = - \sum_{i=1}^n \log \left\{ \sum_{z=1}^k \pi_z \mathcal{N}(x_i | \mu_z, \Sigma_z) \right\}?$$

- Can be done, in principle – but need to be clever about it.
- Each matrix $\Sigma_1, \dots, \Sigma_k$ has to be positive semidefinite.
- How to maintain that constraint?
 - Rewrite $\Sigma_i = M_i M_i^T$, where M_i is an unconstrained matrix.
 - Then Σ_i is positive semidefinite.
- Even then, pure gradient-based methods have trouble.¹

¹See Hosseini and Sra's [Manifold Optimization for Gaussian Mixture Models](#) for discussion and further references.

The EM Algorithm for GMM

MLE for Gaussian Model

- Let's start by considering the MLE for the Gaussian model.
- For data $\mathcal{D} = \{x_1, \dots, x_n\}$, the log likelihood is given by

$$\sum_{i=1}^n \log \mathcal{N}(x_i | \mu, \Sigma) = -\frac{n}{2} \log(2\pi) - \frac{n}{2} \log |\Sigma| - \frac{1}{2} \sum_{i=1}^n (x_i - \mu)' \Sigma^{-1} (x_i - \mu).$$

- With some calculus, we find that the MLE parameters are

$$\mu_{\text{MLE}} = \frac{1}{n} \sum_{i=1}^n x_i$$

$$\Sigma_{\text{MLE}} = \frac{1}{n} \sum_{i=1}^n (x_i - \mu_{\text{MLE}}) (x_i - \mu_{\text{MLE}})^T$$

- For GMM, If we knew the cluster assignment z_i for each x_i ,
 - we could compute the MLEs for each cluster.

Estimating a Fully-Observed GMM

- Suppose we observe $(x_1, z_1), \dots, (x_n, z_n)$ i.i.d. from GMM $p(x, z)$.
- Then find MLE is easy:

$$\begin{aligned}n_z &= \sum_{i=1}^n 1(z_i = z) \\ \hat{\pi}(z) &= \frac{n_z}{n} \\ \hat{\mu}_z &= \frac{1}{n_z} \sum_{i:z_i=z} x_i \\ \hat{\Sigma}_z &= \frac{1}{n_z} \sum_{i:z_i=z} (x_i - \hat{\mu}_z)(x_i - \hat{\mu}_z)^T.\end{aligned}$$

- In the EM algorithm we will modify the equations to handle our evolving **soft assignments**, which we will call **responsibilities**.

Cluster Responsibilities: Some New Notation

- Denote the probability that observed value x_i comes from cluster j by

$$\gamma_i^j = p(z = j | x = x_i).$$

- The **responsibility** that cluster j takes for observation x_i .
- Computationally,

$$\begin{aligned}\gamma_i^j &= p(z = j | x_i) \\ &= p(z = j, x_i) / p(x_i) \\ &= \frac{\pi_j \mathcal{N}(x_i | \mu_j, \Sigma_j)}{\sum_{c=1}^k \pi_c \mathcal{N}(x_i | \mu_c, \Sigma_c)}\end{aligned}$$

- The vector $(\gamma_i^1, \dots, \gamma_i^k)$ is exactly the **soft assignment** for x_i .
- Let $n_c = \sum_{i=1}^n \gamma_i^c$ be the “number” of points “soft assigned” to cluster c .

EM Algorithm for GMM: Overview

- If we know μ_j, Σ_j, π_j for all clusters j , then easy to find

$$\gamma_i^j = p(z = j | x_i)$$

- If we know the (soft) assignments, we can easily find estimates for π, Σ, μ .
- Repeatedly alternate these two steps.

EM Algorithm for GMM: Overview

- 1 Initialize parameters μ, Σ, π .
- 2 “E step”. Evaluate the responsibilities using current parameters:

$$\gamma_i^j = \frac{\pi_j \mathcal{N}(x_i | \mu_j, \Sigma_j)}{\sum_{c=1}^k \pi_c \mathcal{N}(x_i | \mu_c, \Sigma_c)},$$

for $i = 1, \dots, n$ and $j = 1, \dots, k$.

- 3 “M step”. Re-estimate the parameters using responsibilities:

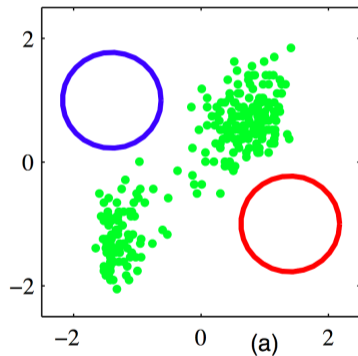
$$\mu_c^{\text{new}} = \frac{1}{n_c} \sum_{i=1}^n \gamma_i^c x_i$$

$$\Sigma_c^{\text{new}} = \frac{1}{n_c} \sum_{i=1}^n \gamma_i^c (x_i - \mu_c^{\text{new}}) (x_i - \mu_c^{\text{new}})^T$$

$$\pi_c^{\text{new}} = \frac{n_c}{n},$$

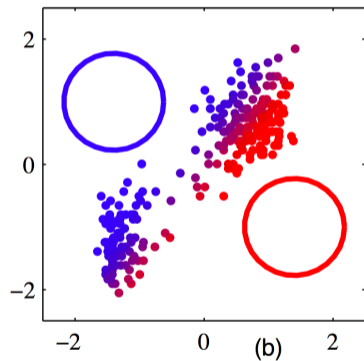
- 4 Repeat from Step 2, until log-likelihood converges.

- Initialization



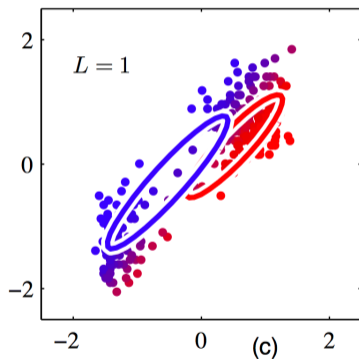
From Bishop's *Pattern recognition and machine learning*, Figure 9.8.

• First soft assignment:



From Bishop's *Pattern recognition and machine learning*, Figure 9.8.

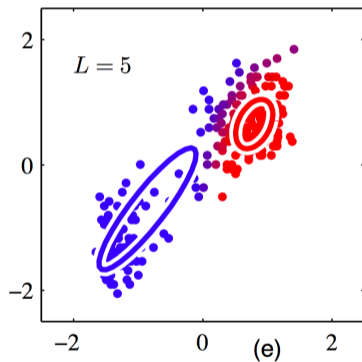
- First soft assignment:



From Bishop's *Pattern recognition and machine learning*, Figure 9.8.

EM for GMM

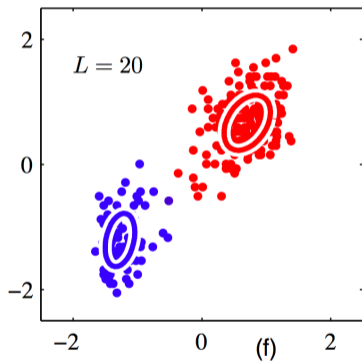
- After 5 rounds of EM:



From Bishop's *Pattern recognition and machine learning*, Figure 9.8.

EM for GMM

- After 20 rounds of EM:



From Bishop's *Pattern recognition and machine learning*, Figure 9.8.

- EM for GMM seems a little like k -means.
- In fact, there is a precise correspondence.
- First, fix each cluster covariance matrix to be $\sigma^2 I$.
- As we take $\sigma^2 \rightarrow 0$, the update equations converge to doing k -means.
- If you do a quick experiment yourself, you'll find
 - Soft assignments converge to hard assignments.
 - Has to do with the tail behavior (exponential decay) of Gaussian.