

Adaboost

David S. Rosenberg

CDS, NYU

April 16, 2019

Boosting Introduction

Ensembles: Parallel vs Sequential

- Ensemble methods combine multiple models
- **Parallel ensembles:** each model is built independently
 - e.g. bagging and random forests
 - Main Idea: Combine many (high complexity, low bias) models to reduce variance
- **Sequential ensembles:**
 - Models are generated sequentially
 - Try to add new models that do well where previous models lack

- AdaBoost algorithm
 - weighted training sets and weighted classification error
- AdaBoost minimizes training error
- AdaBoost train/test learning curves (seems resistant to overfitting)
- (If time) AdaBoost is minimizing exponential loss function but in a special way (forward stagewise additive modeling)
- Next week
 - Gradient Boosting (generalizes beyond exponential loss function)

The Boosting Question: Weak Learners

- A **weak learner** is a classifier that does slightly better than random.
- Weak learners are like “rules of thumb”:
 - If an email has “Viagra” in it, more likely than not it’s spam.
 - Email from a friend is probably not spam.
 - A linear decision boundary.
- Can we **combine** a set of weak classifiers to form single classifier that makes accurate predictions?
 - Posed by Kearns and Valiant (1988,1989):
 - Yes! **Boosting** solves this problem. [Rob Schapire (1990).]

(We mention “weak learners” for historical context, but we’ll avoid this terminology and associated assumptions...)

AdaBoost: The Algorithm

AdaBoost: Setting

- AdaBoost is for **binary classification**: $\mathcal{Y} = \{-1, 1\}$
- **Base hypothesis space** $\mathcal{H} = \{h : \mathcal{X} \rightarrow \{-1, 1\}\}$.
 - **Note**: not producing a score, but an actual class label.
 - we'll call it a **base learner**
 - (when base learner satisfies certain conditions, it's called a "weak learner")
- Typical base hypothesis spaces:
 - **Decision stumps** (tree with a single split)
 - Trees with few terminal nodes
 - Linear decision functions

Weighted Training Set

- Training set $\mathcal{D} = ((x_1, y_1), \dots, (x_n, y_n))$.
- Weights (w_1, \dots, w_n) associated with each example.
- **Weighted empirical risk:**

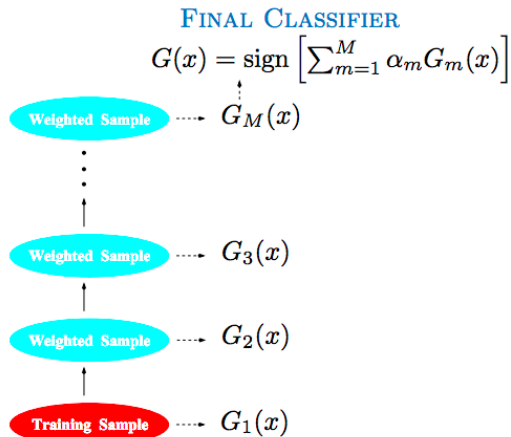
$$\hat{R}_n^w(f) = \frac{1}{W} \sum_{i=1}^n w_i \ell(f(x_i), y_i) \quad \text{where } W = \sum_{i=1}^n w_i$$

- Can often minimize weighted empirical risk directly
- What if model cannot conveniently be trained to reweighted data?
- Can sample a new data set from \mathcal{D} with probabilities $(w_1/W, \dots, w_n/W)$.

AdaBoost - Rough Sketch

- Training set $\mathcal{D} = ((x_1, y_1), \dots, (x_n, y_n))$.
- Start with equal weight on all training points $w_1 = \dots = w_n = 1$.
- Repeat for $m = 1, \dots, M$:
 - Find base classifier $G_m(x)$ that **tries** to fit weighted training data (but may not do that well)
 - Increase weight on the points $G_m(x)$ misclassifies
- So far, we've generated M classifiers: $G_1, \dots, G_M : \mathcal{X} \rightarrow \{-1, 1\}$.

AdaBoost: Schematic



From ESL Figure 10.1

AdaBoost - Rough Sketch

- Training set $\mathcal{D} = \{(x_1, y_1), \dots, (x_n, y_n)\}$.
- Start with equal weight on all training points $w_1 = \dots = w_n = 1$.
- Repeat for $m = 1, \dots, M$:
 - Base learner fits weighted training data and returns $G_m(x)$
 - Increase weight on the points $G_m(x)$ misclassifies
- Final prediction $G(x) = \text{sign} \left[\sum_{m=1}^M \alpha_m G_m(x) \right]$. (recall $G_m(x) \in \{-1, 1\}$)
- The α_m 's are nonnegative,
 - larger when G_m fits its weighted \mathcal{D} well
 - smaller when G_m fits weighted \mathcal{D} less well

Adaboost: Weighted Classification Error

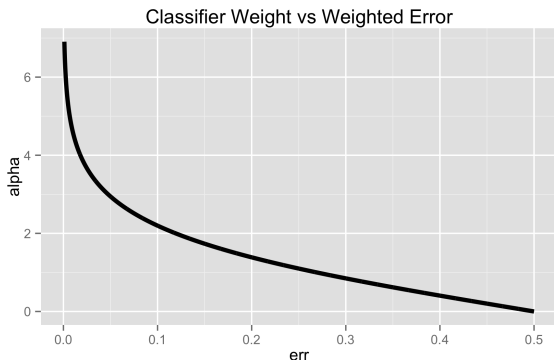
- In round m , base learner gets a weighted training set.
 - Returns a base classifier $G_m(x)$ that minimizes weighted 0–1 error.
- The **weighted 0-1 error** of $G_m(x)$ is

$$\text{err}_m = \frac{1}{W} \sum_{i=1}^n w_i \mathbf{1}(y_i \neq G_m(x_i)) \quad \text{where } W = \sum_{i=1}^n w_i.$$

- Notice: $\text{err}_m \in [0, 1]$.

AdaBoost: Classifier Weights

- The weight of classifier $G_m(x)$ is $\alpha_m = \ln\left(\frac{1-\text{err}_m}{\text{err}_m}\right)$.



- Higher weighted error \implies lower weight

AdaBoost: Example Reweighting

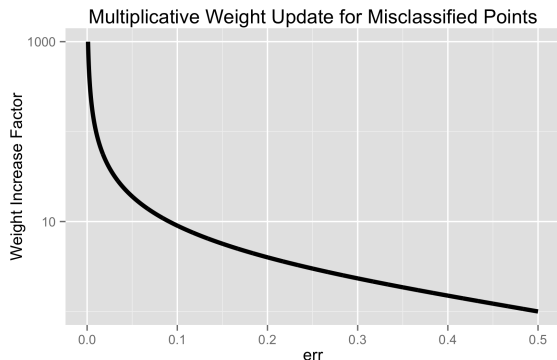
- We train G_m to minimize weighted error, and it achieves err_m .
- Then $\alpha_m = \ln\left(\frac{1-\text{err}_m}{\text{err}_m}\right)$ is the weight of G_m in final ensemble.
- Suppose w_i is weight of example i before training:
 - If G_m classifies x_i correctly, then w_i is unchanged.
 - Otherwise, w_i is increased as

$$\begin{aligned}w_i &\leftarrow w_i e^{\alpha_m} \\ &= w_i \left(\frac{1-\text{err}_m}{\text{err}_m}\right)\end{aligned}$$

- For $\text{err}_m < 0.5$, this always increases the weight.

Adaboost: Example Reweighting

- Any misclassified point has weight adjusted as $w_i \leftarrow w_i \left(\frac{1 - \text{err}_m}{\text{err}_m} \right)$.



- The smaller err_m , the more we increase weight of misclassified points.

AdaBoost: Algorithm

Given training set $\mathcal{D} = \{(x_1, y_1), \dots, (x_n, y_n)\}$.

- 1 Initialize observation weights $w_i = 1, i = 1, 2, \dots, n$.
- 2 For $m = 1$ to M :
 - 1 Base learner fits weighted training data and returns $G_m(x)$
 - 2 Compute **weighted empirical 0-1 risk**:

$$\text{err}_m = \frac{1}{W} \sum_{i=1}^n w_i \mathbf{1}(y_i \neq G_m(x_i)) \quad \text{where } W = \sum_{i=1}^n w_i.$$

- 3 Compute $\alpha_m = \ln\left(\frac{1 - \text{err}_m}{\text{err}_m}\right)$ [**classifier weight**]
 - 4 Set $w_i \leftarrow w_i \cdot \exp[\alpha_m \mathbf{1}(y_i \neq G_m(x_i))], i = 1, 2, \dots, n$ [**example weight adjustment**]
- 3 Output $G(x) = \text{sign}\left[\sum_{m=1}^M \alpha_m G_m(x)\right]$.

AdaBoost with Decision Stumps

- After 1 round:

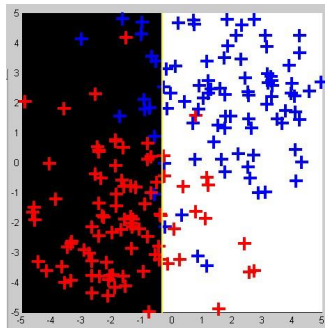


Figure: Plus size represents weight. Blackness represents score for red class.

AdaBoost with Decision Stumps

- After 3 rounds:

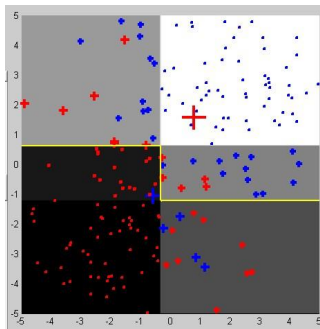


Figure: Plus size represents weight. Blackness represents score for red class.

AdaBoost with Decision Stumps

- After 120 rounds:

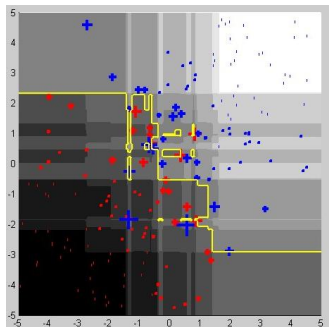


Figure: Plus size represents weight. Blackness represents score for red class.

Does AdaBoost Minimize Training Error?

AdaBoost: Does it actually minimize training error?

- Methods we've seen so far come in two categories:
 - Regularized empirical risk minimization (L1/L2 regression, SVM, kernelized versions)
 - Trees
- GD and SGD converge to minimizers of convex objective function on training data
- Trees achieve 0 training error unless same input occurs with different outputs
 - if we don't limit tree complexity
- So far, AdaBoost is just an algorithm.
- Does an AdaBoost classifier $G(x)$ even minimize training error?
- Yes, if our base classifiers have an “**edge**” over random.

AdaBoost: Does it actually minimize training error?

- Assume base classifier, $G_m(x)$ has $\text{err}_m \leq \frac{1}{2}$.
 - (Otherwise, let $G_m(x) \leftarrow -G_m(x)$.)
- Define the **edge** of classifier $G_m(x)$ at round m to be

$$\gamma_m = \frac{1}{2} - \text{err}_m.$$

- Measures how much better than random G_m performs.

AdaBoost: Does it actually minimize training error?

Theorem

The empirical 0-1 risk of the AdaBoost classifier $G(x)$ is bounded as

$$\frac{1}{n} \sum_{i=1}^n 1(y_i \neq G(x)) \leq \prod_{m=1}^M \sqrt{1 - 4\gamma_m^2}.$$

- What's the range of possible values for $\sqrt{1 - 4\gamma_m^2}$?
- Proof may be an optional homework problem.

AdaBoost: Does it actually minimize training error?

Suppose $\text{err}_m \leq 0.4$ for all m .

- Then the “edge” is $\gamma_m = .5 - .4 = .1$, and training error is bounded as follows:

$$\frac{1}{n} \sum_{i=1}^n 1(y_i \neq G(x)) \leq \prod_{m=1}^M \sqrt{1 - 4(.1)^2} \approx (.98)^M$$

- Bound decreases exponentially:

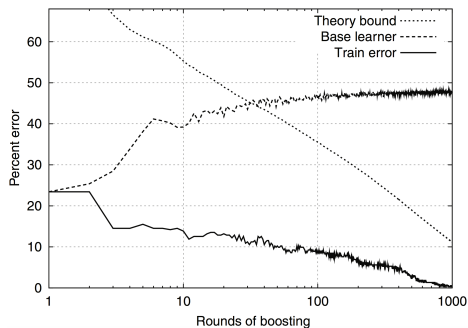
$$.98^{100} \approx .133$$

$$.98^{200} \approx .018$$

$$.98^{300} \approx .002$$

- With a consistent edge, training error decreases very quickly to 0.

Training Error Rate Curves



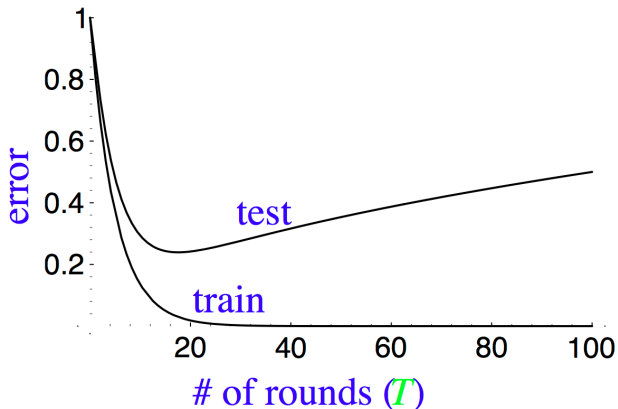
- “Base learner” plots error rates err_M on weighted training sets after M rounds of boosting
- “Train error” is the training error of the combined classifier
- “Theory bound” plots the training error bound given by the theorem

Figure 3.1 from *Boosting: Foundations and Algorithms* by Schapire and Freund.

Test Performance of Boosting

Typical Train / Test Learning Curves

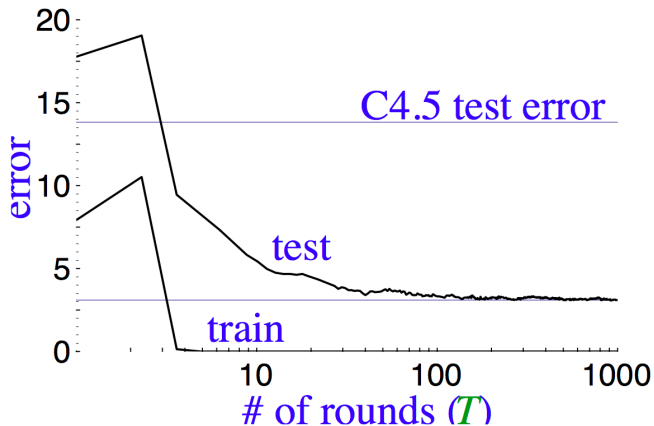
- Might expect too many rounds of boosting to overfit:



From Rob Schapire's NIPS 2007 Boosting tutorial.

Learning Curves for AdaBoost

- In typical performance, AdaBoost is surprisingly resistant to overfitting.
- Test continues to improve even after training error is zero!



From Rob Schapire's NIPS 2007 Boosting tutorial.

Adaboost Fits an Additive Model

Adaptive Basis Function Model

- AdaBoost produces a classification score function of the form

$$\sum_{m=1}^M \alpha_m G_m(x)$$

- each G_m is a **base classifier**
- The G_m 's are like basis functions, but they are learned from the data.
- Let's move beyond classification models...

Adaptive Basis Function Model

- Base hypothesis space \mathcal{H}
- An **adaptive basis function expansion** over \mathcal{H} is

$$f(x) = \sum_{m=1}^M \nu_m h_m(x),$$

- $h_m \in \mathcal{H}$ chosen in a learning process (“adaptive”)
- $\nu_m \in \mathbf{R}$ are **expansion coefficients**.
- **Note:** We are taking linear combination of outputs of $h_m(x)$.
 - Functions in $h_m \in \mathcal{H}$ must produce values in \mathbf{R} (or a vector space)

How to fit an adaptive basis function model?

- **Loss function:** $\ell(y, \hat{y})$
- **Base hypothesis space:** \mathcal{H} of **real-valued** functions
- Want to find

$$f(x) = \sum_{m=1}^M v_m h_m(x)$$

that **minimizes empirical risk**

$$\frac{1}{n} \sum_{i=1}^n \ell(y_i, f(x_i)).$$

- We'll proceed in stages, adding a new h_m in every stage.

Forward Stagewise Additive Modeling (FSAM)

- Start with $f_0 \equiv 0$.
- After $m-1$ stages, we have

$$f_{m-1} = \sum_{i=1}^{m-1} \nu_i h_i,$$

where $h_1, \dots, h_{m-1} \in \mathcal{H}$.

- Want to find
 - **step direction** $h_m \in \mathcal{H}$ and
 - **step size** $\nu_i > 0$
- So that

$$f_m = f_{m-1} + \nu_i h_m$$

reduces empirical risk as much as possible.

Forward Stagewise Additive Modeling

1 Initialize $f_0(x) = 0$.

2 For $m = 1$ to M :

1 Compute:

$$(\nu_m, h_m) = \arg \min_{\nu \in \mathbf{R}, h \in \mathcal{H}} \sum_{i=1}^n \ell \left(y_i, f_{m-1}(x_i) + \underbrace{\nu h(x_i)}_{\text{new piece}} \right).$$

2 Set $f_m = f_{m-1} + \nu_m h$.

3 Return: f_M .

Exponential Loss and AdaBoost

- Take loss function to be

$$\ell(y, f(x)) = \exp(-yf(x)).$$

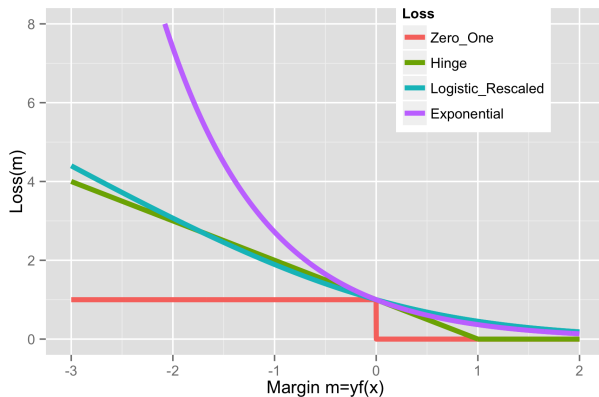
- Let \mathcal{H} be our base hypothesis space of classifiers $h: \mathcal{X} \rightarrow \{-1, 1\}$.
- Then Forward Stagewise Additive Modeling (FSAM) reduces to AdaBoost!
 - Possible homework problem (and see HTF Section 10.4).
- Only difference:
 - AdaBoost gets whichever G_m the base learner returns from \mathcal{H} – no guarantees it's best in \mathcal{H} .
 - FSAM explicitly requires getting the best in \mathcal{H}

$$G_m = \arg \min_{G \in \mathcal{H}} \sum_{i=1}^N w_i^{(m)} \mathbf{1}(y_i \neq G(x_i))$$

Robustness and AdaBoost

Exponential Loss

- Note that exponential loss puts a very large weight on bad misclassifications.



AdaBoost / Exponential Loss: Robustness Issues

- When Bayes error rate is high (e.g. $\mathbb{P}(f^*(X) \neq Y) = 0.25$)
 - e.g. there's some intrinsic randomness in the label
 - e.g. training examples with same input, but different classifications.
- Best we can do is predict the most likely class for each X .
- Some training predictions **should be wrong** (because example doesn't have majority class)
 - AdaBoost / exponential loss puts a lot of focus on getting those right
- Empirically, AdaBoost has degraded performance in situations with
 - high Bayes error rate, or when there's
 - high “**label noise**”
- Logistic loss performs better in settings with high Bayes error